



POTTERS

specstones

POTTERS

Explore the unique fusion of rustic and modern in our new Potters collection. Each piece tells a unique story, reflecting the authenticity of handmade craftsmanship. Celebrate the beauty of irregular edges, where tradition meets modernity. Because in imperfection, we find true perfection.


Explora la fusión única de lo rústico y lo moderno en nuestra nueva colección Potters. Cada pieza cuenta una historia única, reflejando la autenticidad de lo hecho a mano. Celebra la belleza de los bordes irregulares, donde la tradición se encuentra con la modernidad. Porque en la imperfección, encontramos la verdadera perfección.

| | |
|---|----------------|
| 01. SIZES, COLOURS AND FINISHES / FORMATOS, COLORES Y ACABADOS | <i>pag. 4</i> |
| 02. GET INSPIRED / INSPIRATE | <i>pag. 6</i> |
| 03. LAYOUTS / COLOCACIONES | |
| 04. TECHNICAL FEATURES / CARACTERÍSTICAS TÉCNICAS | <i>pag. 30</i> |
| 05. PACKING | |
| 06. PRICE CODE / CÓDIGO DE TARIFA | <i>pag. 32</i> |
| 07. TECHNICAL DRAWINGS / DIBUJOS TÉCNICOS | <i>pag. 33</i> |
| 08. RECOMMENDATIONS / RECOMENDACIONES | <i>pag. 33</i> |
| | <i>pag. 34</i> |
| | <i>pag. 35</i> |


POTTERS 5x25 cm / 2"x10"



Swan




Agave




Azur




Fossil




Forest



Prusian



Umber



Wine

POTTERS BARS 12,5x25 cm / 5"x10"



Swan



Agave



Azur



Fossil



Forest



Prusian




Umber



Wine




Potters Wine 56,5%
Potters Bars Wine 43,5%
Floor: Tanka Graphite (Enzō Collection)





Potters Bars Forest




Potters Azur

Potters Azur
Potters Bars Azur

Floor: Contempo Strip Oak (Love Affairs Collection)






Potters Umber
Potters Bars Umber



Potters Forest

Floor: Roots XXL & L Sand (Roots Collection)







Potters Swan



Potters Agave
Potters Bars Swan
Floor: Raster Collection






Potters Prusian 62,5%
Potters Bars Prusian 37,5%
Bar: Halo Midday M Sand Sparks



Potters Bars Agave





Potters Fossil
Potters Bars Fossil

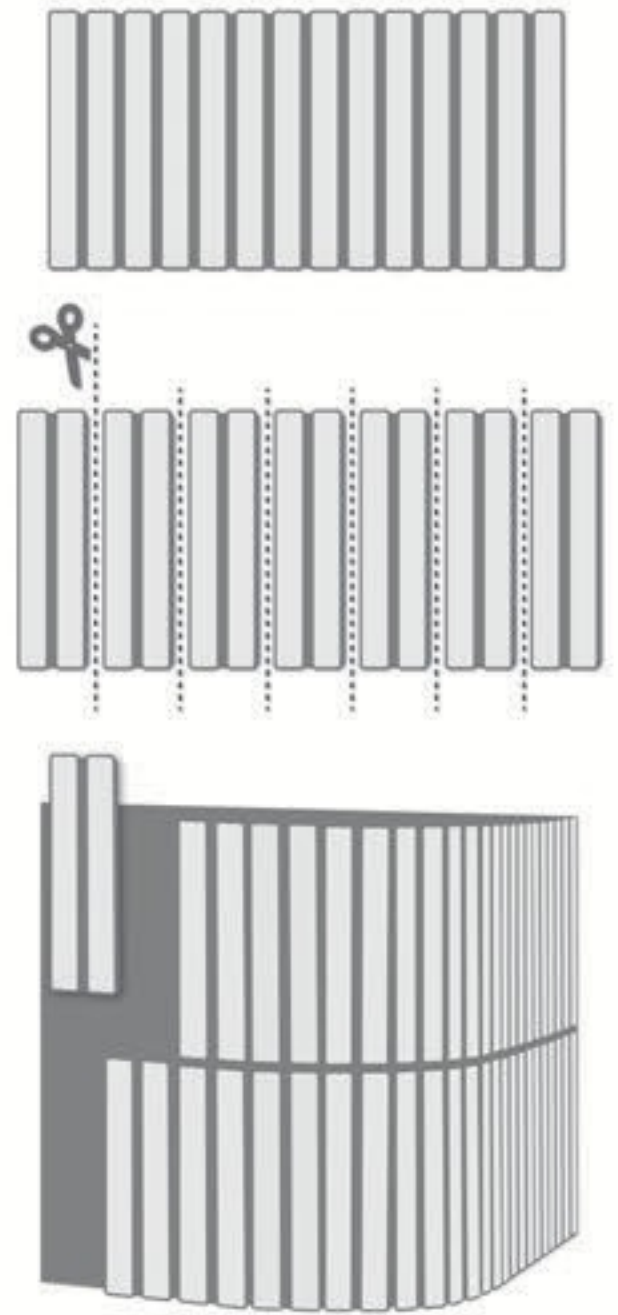


Potters Wine
Floor: Halo Midday XXL Sand Sparks

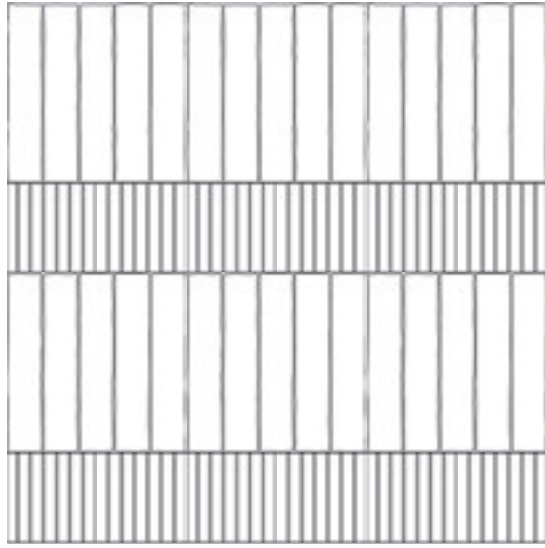





HOW TO CREATE ROUNDED CORNERS



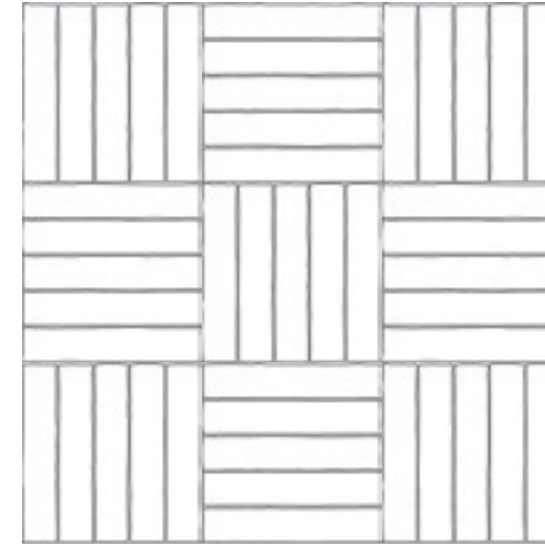
◀ **Potters Swan**
Potters Bars Swan



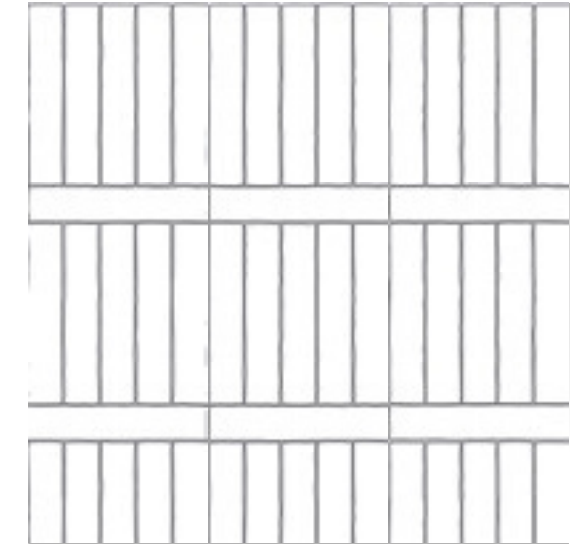
Potters - 62,5%
Potters Bars - 37,5%




Potters
Potters Bars



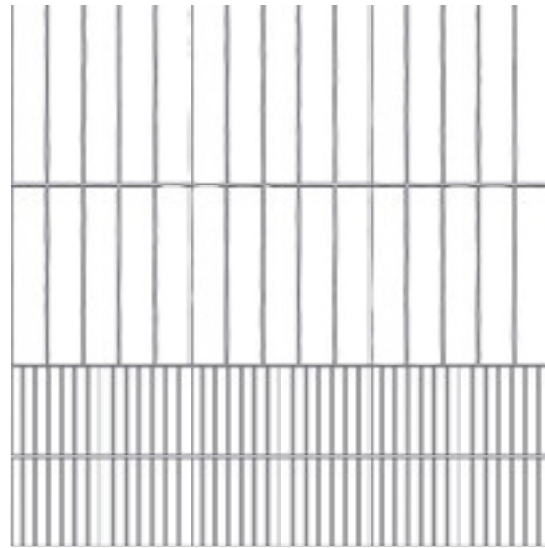
Potters




Potters




Potters - 56,5%
Potters Bars - 47,5%



Potters
Potters Bars












Potters



Potters

04. TECHNICAL FEATURES / INFORMACIÓN TÉCNICA

Technical features for Dry-Pressed ceramic tiles with water absorption BIII (Eb >10%)
 Características técnicas para las baldosas cerámicas prensadas en seco del grupo BIII (Eb >10%)

| FEATURES / CARACTERÍSTICAS | SPECIFICATION / ESPECIFICACIÓN | NORMA |
|--|---|--------------------------|
|  Dimensional Features | <p>Potters 48,5 mm +/- 0,75 mm x 248,5 mm +/- 1,20 mm</p> <p>Potters Bars 124,0 mm +/- 0,75 mm x 249,0 mm +/- 1,20 mm</p> | UNE-EN ISO 10545-2:2019 |
|  Water absorption | Eb>10% | UNE-EN ISO 10545-3:2018 |
|  Modulus of rupture and breaking strength | <p>≥ 12 N/mm²</p> <p>≥ 600 N</p> | UNE-EN ISO 10545-4:2019 |
|  Crazing resistance | Pass | UNE-EN ISO 10545-11:1997 |
|  Household products resistance | GA | UNE-EN ISO 10545-13:2017 |
|  Chemical resistance | GHA | UNE-EN ISO 10545-13:2017 |
|  Stain resistance | Class 5 | UNE-EN ISO 10545-14:2017 |
|  Tone variation | V4 | - |
|  White body | - | - |

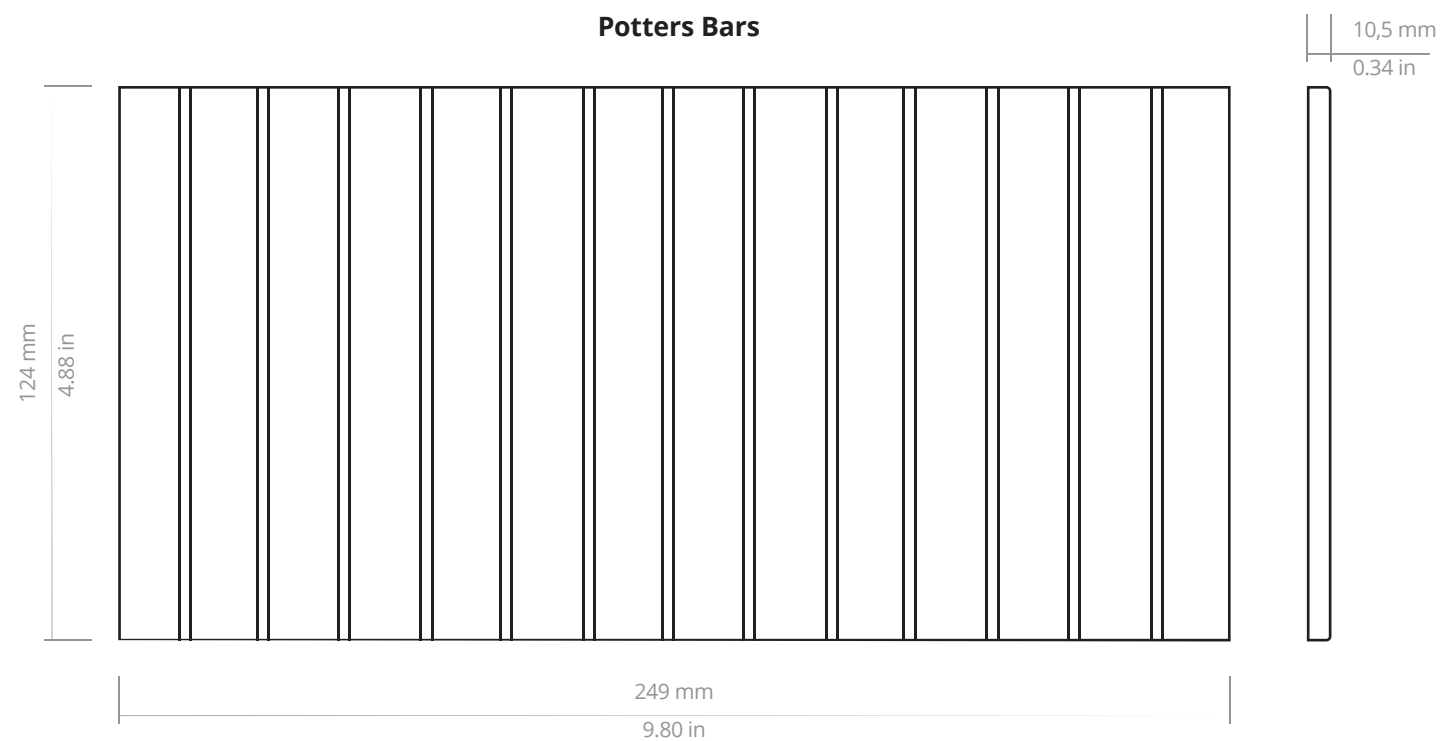

05. PACKING

| Modelo | Formato (cm) | Piezas / Caja | Kg / Caja | m ² / Caja | Cajas / Palet | m ² / Palet |
|--------------|--------------|---------------|-----------|-----------------------|---------------|------------------------|
| POTTERS | 5x25 cm | 60 | 9,79 kg | 0,75 m ² | 96 | 72 m ² |
| POTTERS BARS | 12,5x25 cm | 14 | 7,30 kg | 0,438 m ² | 138 | 60,444 m ² |

| Model | Format (in) | Piezas / Box | Lb / box | sq ft / Box | Boxes / Pallet | sq ft / Pallet |
|--------------|-------------|--------------|-----------|-----------------------|----------------|-------------------------|
| POTTERS | 2"x10" | 60 | 21.583 lb | 8.072 ft ² | 96 | 774.912 ft ² |
| POTTERS BARS | 5"x10" | 14 | 16.093 lb | 4.714 ft ² | 138 | 650.532 ft ² |

06. PRICE CODE

| MODEL / MODELO | PRICE CODE / CODIGO TARIFA |
|----------------|----------------------------|
| POTTERS | W12 |
| POTTERS BARS | W32 |



BEFORE INSTALLING THE PRODUCT

The surface where the product is being installed must be clean and level.
It is recommended that the layout of the product is prepared before the final installation.
Make sure you choose an adhesive apt for the area where the product is being installed.
For installation on porous surfaces we recommend: Kerakoll Special® Eco, and for Non-porous surfaces: Kerakoll serie H40® Eco.
The choice of quality grouting mortar is crucial.
We recommend Kerakoll Fugabella® Color. (www.kerakoll.com)

TO ENHANCE YOUR WOW PRODUCT

In order to obtain the maximum WOW effect, use 1,5 mm - 0.06 in spacers between the tiles to maintain an even installation over the whole surface.
The colour of the grout should be as close as possible to the colour of your product.
Once the area has been grouted, and before the grout dries, remove any excess material with a damp sponge.
MAINTENANCE
Maintenance free. Easy and practical to care for, due to the high standard of technical characteristics in each WOW ceramic product.
Avoid abrasive or acidic cleaning products.
It is recommended to clean with clear water.

ANTES DE LA COLOCACIÓN

Preparar la superficie sobre la que se va a colocar tu producto WOW. Debe estar limpia y aplomada.
Se recomienda plantear la colocación, previo a su instalación.
Elegir el material de agarre en función de las características de la superficie.
Se recomienda para colocación general en superficies porosas: Kerakoll special® Eco. y para superficies no porosas como el pladur: Kerakoll serie H40® Eco.
Es importante la elección de un material de rejunte de calidad. WOW recomienda utilizar el material de rejunte Kerakoll fugabella® Color (www.kerakoll.com), cuyas características son especialmente adecuadas para este revestimiento.

PARA ENSALZAR EL ASPECTO DE TU PRODUCTO WOW

Se recomiendan separadores de 1,5 mm para colocar las piezas y conseguir de esta forma un aspecto WOW óptimo.
También es aconsejable que el color de rejuntado sea similar al color del producto elegido.
Una vez rejuntado el producto, y antes de que se endurezca, retirar el material sobrante de rejuntado con una esponja mojada en agua.

MANTENIMIENTO

Práctico y sencillo de limpiar, dadas las excelentes características técnicas del producto WOW, tan sólo es necesario un cuidado rutinario, evitando la utilización de productos abrasivos o ácidos.
Se recomienda limpiar exclusivamente con agua limpia.



specstones

www.specstonesinc.com

415-684-1355

1500B Burke Ave. San Francisco