

Farmhouse Living

A Connection to Nature

specstones





Farmhouse Living

A Connection to Nature



Biophilic design, reflecting biophilia, meaning the love of life and living things, is an approach to spaces, places, and environments with a connection to the natural world. Farmhouse Living, emulating the natural beauty of stone, encourages that same connection by adding a touch of nature to any design. And with MILE[®]stone actively taking steps to carbon neutrality, the biophilic attachment to the natural world is exemplified by efforts to preserve it.

specstones



Millstone



Slate



Alabaster



Pewter



4 colors

sizes


4 indoor

12"x24"
24"x48"
48"x48"
48"x110"_{6 mm}



2 outdoor porcelain pavers

24"x24"
4"
24"x24cm
8"




2 decos


48"x110"_{6 mm}


Deco Carved
Deco Waved



3 mosaics


8.7"x12"
Tetris Mosaic

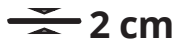

12"x12"
Brick Mosaic


12"x12"
Mosaic
2"x2"-36 (DOT)

SLATE



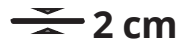
- 1104201
RECTIFIED MATTE 12"x24"
- 1104189
RECTIFIED MATTE 24"x48"
- 1104276
RECTIFIED MATTE 48"x48"
- 1104213
TETRIS MOSAIC
RECTIFIED MATTE 8.7"x12"
- 1104209
MOSAIC (2"x2"-36 DOT)
RECTIFIED MATTE 12"x12"
- 1104205
BRICK MOSAIC
RECTIFIED MATTE 12"x12"
- 1104217
BULLNOSE
RECTIFIED MATTE 3"x12"

-  2 cm
- 1104243
RECTIFIED MATTE 24"x24"
- 1104238
RECTIFIED MATTE 24"x48"

MILLSTONE



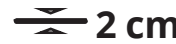
- 1104200
RECTIFIED MATTE 12"x24"
- 1104188
RECTIFIED MATTE 24"x48"
- 1104275
RECTIFIED MATTE 48"x48"
- 1104212
TETRIS MOSAIC
RECTIFIED MATTE 8.7"x12"
- 1104208
MOSAIC (2"x2"-36 DOT)
RECTIFIED MATTE 12"x12"
- 1104204
BRICK MOSAIC
RECTIFIED MATTE 12"x12"
- 1104216
BULLNOSE
RECTIFIED MATTE 3"x12"

-  2 cm
- 1104242
RECTIFIED MATTE 24"x24"
- 1104237
RECTIFIED MATTE 24"x48"

PEWTER




- 1104199
RECTIFIED MATTE 12"x24"
- 1104187
RECTIFIED MATTE 24"x48"
- 1104274
RECTIFIED MATTE 48"x48"
- 1104211
TETRIS MOSAIC
RECTIFIED MATTE 8.7"x12"
- 1104207
MOSAIC (2"x2"-36 DOT)
RECTIFIED MATTE 12"x12"
- 1104203
BRICK MOSAIC
RECTIFIED MATTE 12"x12"
- 1104215
BULLNOSE
RECTIFIED MATTE 3"x12"

-  2 cm
- 1104241
RECTIFIED MATTE 24"x24"
- 1104236
RECTIFIED MATTE 24"x48"

ALABASTER



- 1104198
RECTIFIED MATTE 12"x24"
- 1104186
RECTIFIED MATTE 24"x48"
- 1104273
RECTIFIED MATTE 48"x48"
- 1104210
TETRIS MOSAIC
RECTIFIED MATTE 8.7"x12"
- 1104206
MOSAIC (2"x2"-36 DOT)
RECTIFIED MATTE 12"x12"
- 1104202
BRICK MOSAIC
RECTIFIED MATTE 12"x12"
- 1104214
BULLNOSE
RECTIFIED MATTE 3"x12"

-  2 cm
- 1104240
RECTIFIED MATTE 24"x24"
- 1104235
RECTIFIED MATTE 24"x48"

Large Format 48"x110"

SLATE



 6 mm
1104264
RECTIFIED MATTE 48"x110"

MILLSTONE



 6 mm
1104263
RECTIFIED MATTE 48"x110"

PEWTER



 6 mm
1104262
RECTIFIED MATTE 48"x110"

ALABASTER



 6 mm
1104261
RECTIFIED MATTE 48"x110"

Large Format 48"x110"- Deco Carved

SLATE



6 mm
1104268
DECO CARVED
RECTIFIED MATTE 48"x110"

MILLSTONE



6 mm
1104267
DECO CARVED
RECTIFIED MATTE 48"x110"

PEWTER



6 mm
1104266
DECO CARVED
RECTIFIED MATTE 48"x110"

ALABASTER



6 mm
1104265
DECO CARVED
RECTIFIED MATTE 48"x110"

Large Format 48"x110" - Deco Waved

SLATE



6 mm
1104272
DECO WAVED
RECTIFIED MATTE 48"x110"

MILLSTONE



6 mm
1104271
DECO WAVED
RECTIFIED MATTE 48"x110"

PEWTER



6 mm
1104270
DECO WAVED
RECTIFIED MATTE 48"x110"

ALABASTER

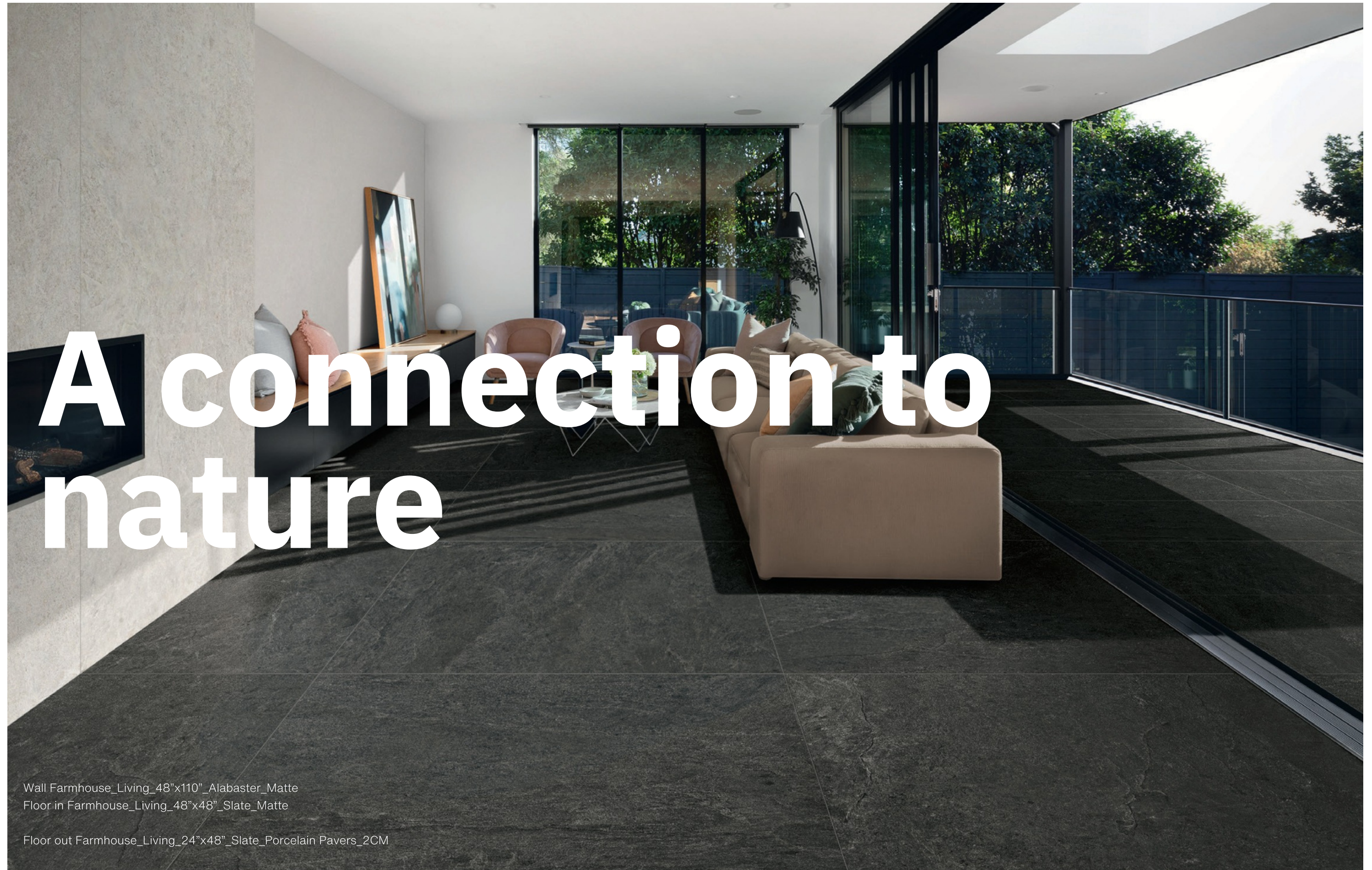


6 mm
1104269
DECO WAVED
RECTIFIED MATTE 48"x110"

surface

matte / rectified





A connection to nature

Wall Farmhouse_Living_48"x110"_Alabaster_Matte

Floor in Farmhouse_Living_48"x48"_Slate_Matte

Floor out Farmhouse_Living_24"x48"_Slate_Porcelain Pavers_2CM



Floor Farmhouse_Living_48"x48"_Pewter_Matte



Wall Farmhouse_Living_48"x110"_Millstone_Matte

Floor in Farmhouse_Living_24"x48"_Millstone_Deco_Waved_Matte

Floor out Farmhouse_Living_24"x48"_Millstone_Porcelain Pavers_2CM



Wall
Farmhouse_Living_48"x110" _Alabaster_Matte
Floor Farmhouse_Living_48"x48" _Millstone_Matte



Wall Farmhouse_Living_48"x110"_Alabaster_Matte



Wall
Farmhouse_Living_48"x110"_Slate_Waved_Deco_Matte
Countertop Farmhouse_Living_48"x110"_Slate_Matte



Sink Farmhouse_Living_48"x110"_Millstone_Matte
Floor
Farmhouse_Living_48"x48"_Millstone_Matte



Wall Farmhouse_Living_24"x48"_Alabaster_Matte
Floor Farmhouse_Living_8.7"x12"_Pewter_Tetris_Mosaic_Matte



Wall Farmhouse_Living_48"x110"_Slate_Carved_Deco_Matte



Wall Farmhouse_Living_48"x110"_Pewter_Waved_Deco_Matte



Wall Fairhouse_Living_48"x110"_Millstone_Carved_Deco_Matte



Floor Farmhouse_Living_48"x48"_Millstone_Matte



Exterior Cladding Farmhouse_Living_48"x110"_Slate_Matte
Floor Farmhouse_Living_24"x48"_Alabaster_Porcelain Pavers_2CM



Floor Farmhouse_Living_24"x48"_Pewter_Porcelain Pavers_2CM

Rectified-color body



Colors	SLATE	MILLSTONE	PEWTER	ALABASTER
12"x24" 8 mm	1104201	1104200	1104199	1104198
24"x48" 8 mm	1104189	1104188	1104187	1104186
48"x48" 8 mm	1104276	1104275	1104274	1104273
48"x110" 6 mm	1104264	1104263	1104262	1104261
24"x24" 2 cm	1104243	1104242	1104241	1104240
24"x48" 2 cm	1104238	1104237	1104236	1104235
48"x110" 6 mm Deco Carved	1104268	1104267	1104266	1104265
48"x110" 6 mm Deco Waved	1104272	1104271	1104270	1104269
8.7"x12" 8 mm Tetris Mosaic	1104213	1104212	1104211	1104210
12"x12" 8 mm Mosaic (2"x2"-36 DOT)	1104209	1104208	1104207	1104206
12"x12" 8 mm Brick Mosaic	1104205	1104204	1104203	1104202
3"x12" 8 mm Bullnose	1104217	1104216	1104215	1104214

Technical Specifications

specstones

This product meets or exceeds all standards described in ANSI A137.1.

	SPECS	TEST METHOD	INDUSTRY STANDARD	MILE®stone VALUES	
	WATER ABSORPTION	ASTM C373	≤0.5%	≤0.4%	
		ASTM C373	0.5%	Meeting the water absorption criteria of the American national standard PTCA	
	SURFACE WEAR RESISTANCE	ANSI A137.1	Surface Wear-resistance properties of glazed vitreous and porcelain tiles.	ALL RESIDENTIAL / COMMERCIAL	
	CHEMICAL RESISTANCE	ASTM C650	A tile sample is placed in continuous contact with a variety of chemicals for 24 hours. No sample must show visible defects.	NOT AFFECTED	
	D.C.O.F. AcuTest®	ANSI A326.3	≥0.42 WET	≥0.42 WET >0.55 WET 2CM	
	STAIN RESISTANCE	ASTM C1378	Surfaces are exposed to staining agents for 24 hours followed by four cleaning procedures. Results are recorded post cleaning.	NOT AFFECTED	
	BREAKING STRENGTH GAUGED PORCELAIN	ASTM C1505		≥200 lbf	
	BREAKING STRENGTH	ASTM C648		≥275 lbf	
	BREAKING STRENGTH	ASTM 1505		2000 lbf (10.9 kN)	
	BREAKING RESISTANCE TO FREEZE STRENGTH OUTDOOR 2CM	ASTM C1026	A tile sample is subjected to repeated processes of freezing and thawing. Sample must show no visible defects.	RESISTANT	
	WARPAGE EDGE	AST M C485	±0.40% or ±0.05 in (±1.8 mm)	± 0.40%	Rectified
	WARPAGE DIAGONAL	AST	±0.40% or ±0.07 in (±1.8 mm)	± 0.40%	Rectified
	WEDGING	M C485	±0.25% or ±0.03 in (±0.8 mm)	± 0.25%	Rectified
	WARPAGE EDGE	AST	±0.50% or ±0.07 in (±1.8 mm)	± 0.50%	Calibrated
	WARPAGE DIAGONAL	M C502	±0.50% or ±0.07 in (±1.8 mm)	± 0.50%	Calibrated
	WEDGING	AST	±0.50% or ±0.08 in (±2.0 mm)	± 0.50%	Calibrated
	THICKNESS	M C485 AST	Range: ± 0.04 in	≤0.04 in	

• Due to the inherent nature of fired porcelain tile, it is important to note that the coefficient of friction may vary within and between product runs.

M
C485
AST



M
C502
AST



specstones

www.specstonesinc.com

415-684-1355

1500B Burke Ave. San Francisco