

BITS

specstones

BITS

The ceramic becomes a canvas of unlimited creativity. Inspired by the minimal unit of construction, each piece is a fragment ready to create your own space.

Vibrant colors and versatile finishes come together for you to be the architect of your environment. Discover beauty in simplicity, create your masterpiece with Bits.

In every fragment, there is a universe of possibilities.


-

La cerámica se convierte en un lienzo de creatividad ilimitada. Inspirada en la unidad mínima de construcción, cada pieza es un fragmento listo para crear tu propio espacio.

Colores vibrantes y acabados versátiles se combinan para que tú seas el arquitecto de tu entorno. Descubre la belleza en la simplicidad, crea tu obra maestra con Bits .

En cada fragmento, hay un universo de posibilidades.

01. SIZES, COLOURS AND FINISHES / FORMATOS, COLORES Y ACABADOS	<i>pag. 4</i>
02. GET INSPIRED / INSPIRATE	<i>pag. 6</i>
03. TECHNICAL FEATURES / CARACTERÍSTICAS TÉCNICAS	<i>pag. 28</i>
04. PACKING	<i>pag. 28</i>
05. PRICE CODE CÓDIGO DE TARIFA	<i>pag. 29</i>
06. TECHNICAL DRAWINGS / DIBUJOS TÉCNICOS	<i>pag. 29</i>
07. RECOMMENDATIONS / RECOMENDACIONES	<i>pag. 30</i>
	<i>pag. 31</i>



BITS



3,7x11,6 cm / 1.5"x4.6"

\$ W26





BITS



SQUARE 11,6x11,6 cm / 4.6"x4.6"

\$ W16





◀ **Bits Tundra Matt 7% & Storm Matt 7%**
Bits Square Cider Matt 43% & Kale Matt 43%




Bits Storm Matt 37,5%, **Kale Matt** 25%,
Celadon Matt 25% & **Tundra Matt** 12,5%

Arch n° 1 & n° 3: **Bits Celadon Gloss** 9,5% & **Kale Gloss** 5% ▶
Bits Square **Celadon Matt** 57% & **Tundra Gloss** 28,5%

Arch n° 2: **Bits Kale Gloss** 9,5% & **Celadon Gloss** 5%
Bits Square **Kale Matt** 57% & **Tundra Gloss** 28,5%

Floor: **Bits Cloud Matt** 14,3% & **Bits Square** **Cloud Matt** 85,7%





- ◀ **Bits Steel Blue Matt 95% & Steel Blue Gloss 5%**
- Bits Square Steel Blue Matt & Tundra Matt**

Floor: **Bits Steel Blue Matt 25%, Tundra Matt 50% & Bits Square Steel Blue Matt 25%**



Bar: **Bits Square** Storm Gloss 50% & Tundra Gloss 50%
Floor A: **Bits** Cider Gloss 37,5%, Tundra Matt 62,5%
Floor B: **Bits** Chestnut Gloss 37,5%, Tundra Matt 62,5%

Bits Cider Matt 21%, Kale Matt 21%,
Tundra Matt 11,5% & Storm Gloss 2%
Bits Square Cider Matt 22%,
Kale Matt 10% & Tundra Matt 12,5%
Floor: **Bits Square** Storm Matt





◀ **Bits** Tundra Matt 25% & Kale Matt 75%

Wall: **Bits** Celadon Gloss & Tundra Gloss




Bits Cider Matt 46,6%, Steel Blue Matt 40% & Celadon Matt 13,4%

Bits Square Tundra Matt 36%, Cider Matt 1,7%, Steel Blue Gloss 21,4%, Scuba Blue Matt 12,5% & Storm Matt 21,4%

Wall: **Bits Square** Steel Blue Gloss





- ◀ **Wall:** **Bits** Chestnut Gloss
Bits Square Tundra Matt 85% & Tundra Gloss 15%
- Floor:** **Bits** Tundra Matt 12,5%, Chestnut Matt 12,5%
Bits Square Cider Matt 75%




Bits Square Tundra 31,25%, Cider 25%, Scuba Blue 37,5% & Storm Gloss 6,25%

Bits Square Chestnut Gloss & Tundra ▶

Floor: **Bits** Steel Blue Matt 18,2%, Scuba Blue Matt 9% & Storm Matt 18,2%
Bits Square Tundra Matt 27,3% & Chestnut Matt 27,3%





◀ **Bits Cider Gloss & Scuba Blue**
Bits Square Scuba Blue, Cider & Scuba Blue Gloss
Floor: **Bits Cider** 33,3%, Scuba Blue 16,7% & **Bits Square** Scuba Blue 50%




Wall: **Bits Square** Celadon Matt
 Table: **Bits Square** Cider Matt 33,3%, Tundra Matt 33,3%
 & Celadon Gloss 33,3%

Bits Celadon Matt 25% & Cider Matt 25% ▶
Bits Square Tundra Matt 75%

Wall: **Bits** Celadon Matt, Celadon Gloss
Bits Square Celadon Gloss

















◀ **Bits Tundra** Matt 13,3%, **Cider** Matt 10%, **Storm** Matt 6,7%, **Cloud Gloss** 20%
Bits Square **Tundra** Matt 10% & **Cloud Gloss** 40%
Floor: **Bits Cider** Matt 50% & **Bits Square Cider** Gloss 50%

03. TECHNICAL FEATURES / INFORMACIÓN TÉCNICA

Porcelain tiles with water absorption B Ia ≤ 0,5% for interior and exterior floors and walls.

Baldosas cerámicas prensadas en seco con absorción de agua B Ia ≤ 0,5% para suelos y paredes interiores y exteriores.

FEATURES / CARACTERÍSTICAS	SPECIFICATION / ESPECIFICACIÓN	NORMA
 Dimensional Features	37,2 mm +/- 0,9 mm x 115,5 mm +/- 0,9 mm Bits Square: 115,5 mm +/- 0,9 mm x 115,5 mm +/- 0,9 mm	UNE-EN ISO 10545-2:2019
 Water absorption	Eb ≤ 0,5%	UNE-EN ISO 10545-3:2018
 Modulus of rupture	Minimum 35 N/mm ² Individual Minimum 32 N/mm ²	UNE-EN ISO 10545-4:2019
 Abrasive resistance	PEI 5: Tundra PEI 4: Cloud, Scuba Blue & Celadon PEI 3: Cider & Kale PEI 2: Steel Blue, Chestnut & Storm	UNE-EN ISO 10545-7:1999
 Crazing resistance	Pass	UNE-EN ISO 10545-11:1997
 Frost resistance	Pass	UNE-EN ISO 10545-11:1997
 Household products resistance	GA	UNE-EN ISO 10545-13:2017
 Chemical resistance	GHA	UNE-EN ISO 10545-13:2017
 Stain resistance	>3	UNE-EN ISO 10545-14:2015
 Non-slip value	R10 / CLASS 2 (Except Gloss) DCOF >0,42 (Except Gloss)	UNE-EN 16165:2022 ANSI A137.1:2012
 Tone variation	Medium	-
 Porcelain body	-	-

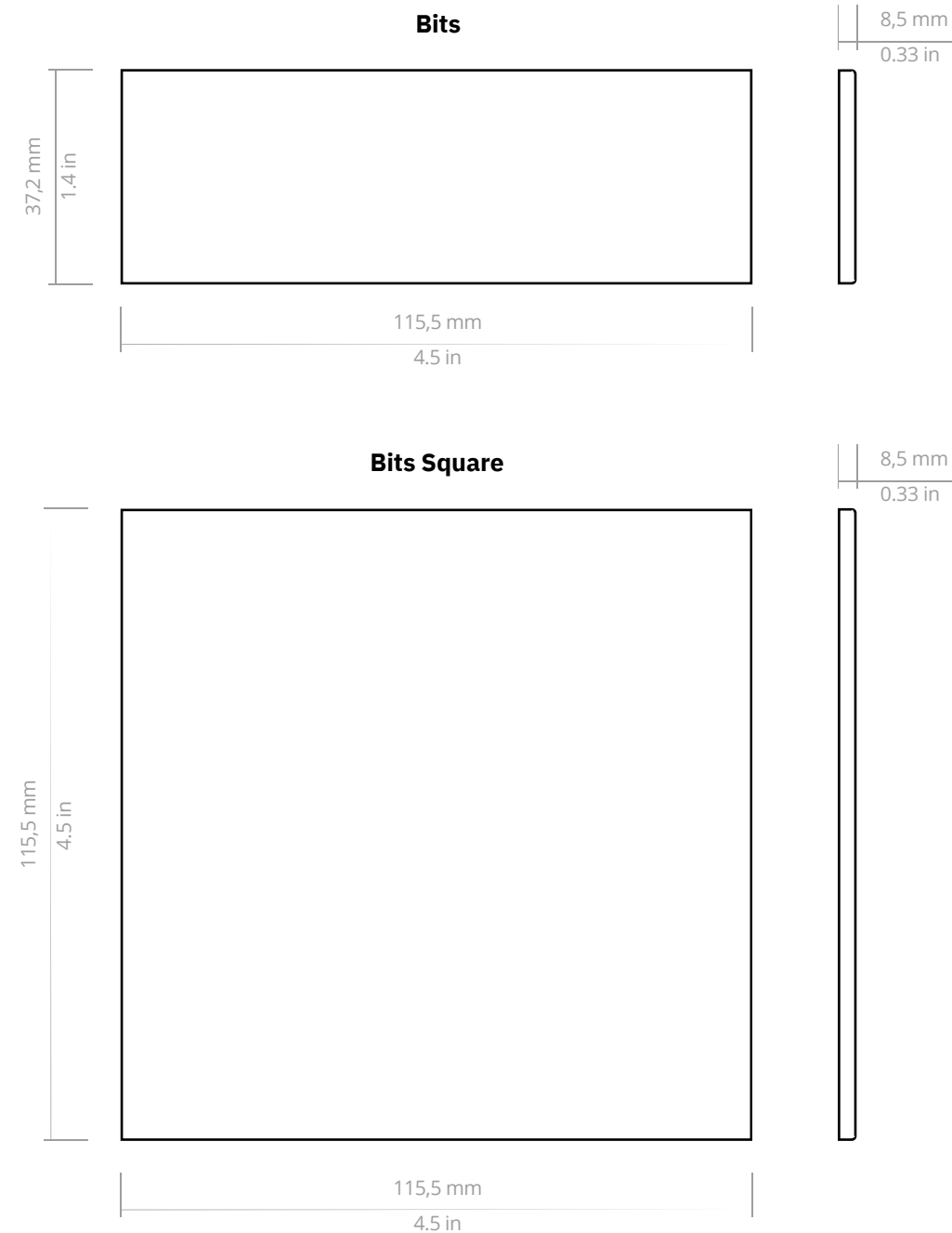
04. PACKING

Modelo	Formato (cm)	Piezas / Caja	Kg / Caja	m ² / Caja	Cajas / Palet	m ² / Palet
BITS	3,7x11,6 cm	114	9,655 kg	0,489 m ²	102	49,878 m ²
BITS SQUARE	11,6x11,6 cm	38	9,470 kg	0,507 m ²	102	51,714 m ²

Model	Format (in)	Pieces / Box	Lb/ box	sq ft / Box	Boxes / Pallet	sq ft / Pallet
BITS	1.5"x4.6"	114	21.285 lb	5.263 ft ²	102	536.826 ft ²
BITS SQUARE	4.6"x4.6"	38	20,877 lb	5.457 ft ²	102	556.614 ft ²

05. PRICE CODE

MODEL / MODELO	PRICE CODE / CODIGO TARIFA
BITS	W26
BITS SQUARE	W16



BEFORE INSTALLING THE PRODUCT

The surface where the product is being installed must be clean and level. It is recommended that the layout of the product is prepared before the final installation. Make sure you choose an adhesive apt for the area where the product is being installed. For installation on porous surfaces we recommend: Kerakoll Special® Eco, and for Non-porous surfaces: Kerakoll serie H40® Eco. The choice of quality grouting mortar is crucial. We recommend Kerakoll Fugabella® Color. (www.kerakoll.com)

TO ENHANCE YOUR WOW PRODUCT

In order to obtain the maximum WOW effect, use 2 mm - 0.078 in spacers between the tiles to maintain an even installation over the whole surface. Once the area has been grouted, and before the grout dries, remove any excess material with a damp sponge.

MAINTENANCE

Maintenance free. Easy and practical to care for, due to the high standard of technical characteristics in each WOW ceramic product. Avoid abrasive or acidic cleaning products. It is recommended to clean with clear water.

ANTES DE LA COLOCACIÓN


Preparar la superficie sobre la que se va a colocar tu producto WOW. Debe estar limpia y aplomada. Se recomienda plantear la colocación, previo a su instalación. Elegir el material de agarre en función de las características de la superficie. Se recomienda para colocación general en superficies porosas: Kerakoll special® Eco. y para superficies no porosas como el pladur: Kerakoll serie H40® Eco. Es importante la elección de un material de rejunte de calidad. WOW recomienda utilizar el material de rejunte Kerakoll fugabella® Color (www.kerakoll.com), cuyas características son especialmente adecuadas para este revestimiento.

PARA ENSALZAR EL ASPECTO DE TU PRODUCTO WOW

Se recomiendan separadores de 2 mm para colocar las piezas y conseguir de esta forma un aspecto WOW óptimo. Una vez rejuntado el producto, y antes de que se endurezca, retirar el material sobrante de rejuntado con una esponja mojada en agua.

MANTENIMIENTO

Práctico y sencillo de limpiar, dadas las excelentes características técnicas del producto WOW, tan sólo es necesario un cuidado rutinario, evitando la utilización de productos abrasivos o ácidos. Se recomienda limpiar exclusivamente con agua limpia.



specstones

www.specstonesinc.com

415-684-1355

1500B Burke Ave. San Francisco